



Tomato (Bright Colouring)

Colour the tomato with bright crayons :



Date :

Teacher's Sign :





3



Grapes (Bright Colouring)

Colour the grapes with crayons as shown.



4





Date :

Teacher's Sign :



Colour Box (Different Colouring)

Colour the paintbox with different crayons as shown.



Date :

Teacher's Sign :





5



Mango (Actual Colouring)

Colour the mango with actual crayons as shown.



6




Date :

Teacher's Sign :



Party Cap (Pasting and Colouring)

Paste stars on the party cap and colour the remaining picture with crayons.



Date :

Teacher's Sign :



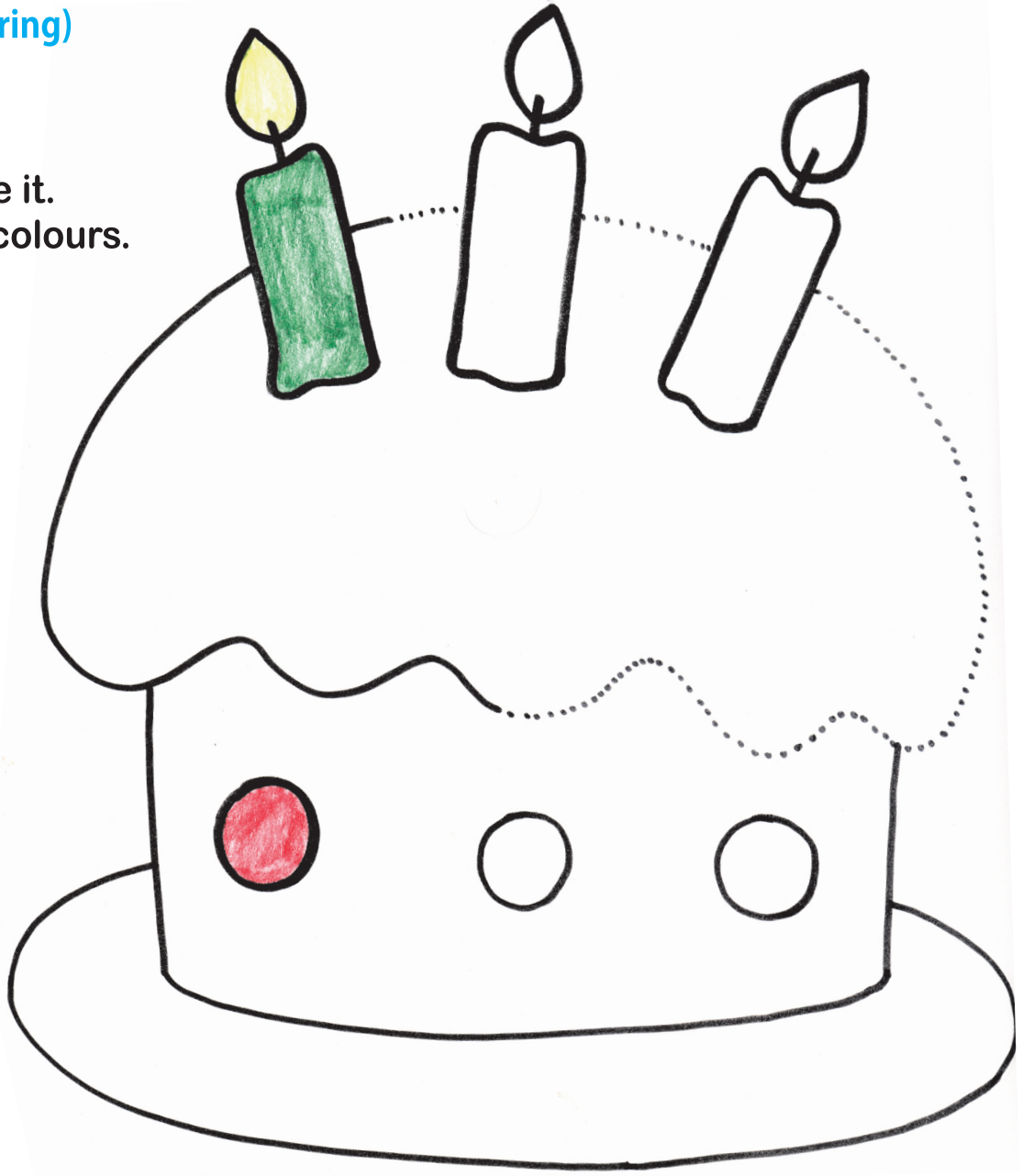
7



Cake

(Amazing Colouring)

Here is an unfinished birthday cake.
Draw bold line to complete it.
Decorate it with amazing colours.
Draw more candlesticks.



8



Date :

Teacher's Sign :




Lamp (Vibrant Colouring)

Colour the lamp with vibrant crayons.



Wow! What a beautiful lamp.





Date :

Teacher's Sign :



Ice-cream (Beautiful Colouring)

Colour the ice-cream with beautiful crayons.

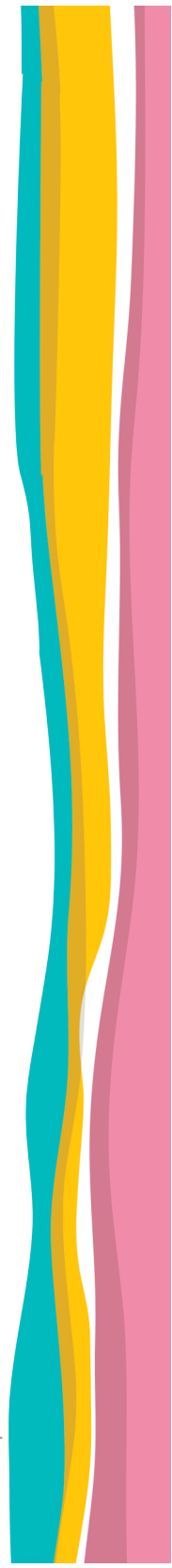


10



Date :

Teacher's Sign :



Moon (Shining Stars and Moon)

This is a drawing of a moon with shining stars.
We can see them in the sky at night.




Date :

Teacher's Sign :



Observe the shape carefully and join the dots to get the same drawing.
Colour it with the help of crayons. Try to draw some more stars near
the moon.



12



Date :

Teacher's Sign :

