

# Book at Glance

## 2 Into the Wild

### Warm Up

There are many animals around us. Some are big, others are small. Animals also live in different places.

### Group of Animals

Animals in a group together are often called by a different name. Let us learn by naming some of these animal groups.

### Do It Yourself

Make a list of 5 different animal groups and share it with your friends.



- Flock
- Pride
- Pack
- Herd
- Clowder

“Natural Habitat” — This section gives a glimpse into the diverse ecosystems of our planet, fostering an understanding of the importance of biodiversity and environmental conservation.

## 8 Great Indian Leaders

### Warm Up

India is a land of many great leaders. They have taught us to be strong and courageous. Is there any leader you like? Tell your class about them.

### Test Your Ability

Identify and name these leaders by putting the correct alphabet of their name in the box provided against their picture.



a. Jawaharlal Nehru



b. Narendra Modi



c. Ashoka (The Great)



d. Subash Chandra Bose



e. Akbar



f. Prithviraj Chauhan

**Did You Know?** Jawaharlal Nehru was the first Prime Minister of India


### Clue Box

- Jawaharlal Nehru
- Narendra Modi
- Ashoka the Great
- Subash Chandra Bose
- Akbar
- Prithviraj Chauhan

## 13 Compound Words

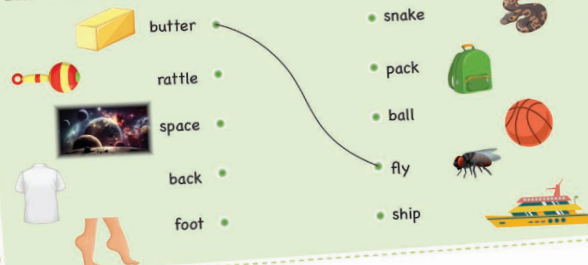
### Warm Up

2 words put together to make 1 new word.



### Test Your Ability

Draw a line to match the two words that will make a compound word.



### Reflect

Say the phrase “She Sells Seashells” continuously five times at a good speed. How did it feel? Such phrases are called tongue twisters!

## Reasoning-IV Code - Uncode

Marvin the Monkey is trying to ask you something. Decode his message to you!

Z M O L  
Q M C A M  
K M J M J M  
R M J B U L F Q ?



**How to decode the message, here is the way:**  
 Change all of the M to A.  
 Change all of the J to N.  
 Change the R to an S.  
 Change the A to a E.  
 Change the Z to a M.  
 Change all of the L to U.  
 What is Marvin's message?

“Reasoning” empowers readers with logical thinking tools, fostering problem-solving abilities for a strong intellectual development.

# Life Skills-V Save the Earth

The world will be a better place if we keep it clean. Look at the pictures that shows different actions. Make a (☺) for actions that keep our surroundings clean and a (☹) for those that do not.

### Clue Box

1. drop litter around
2. wash hands
4. pollute the air
5. use plastic
7. clean the environment
8. recycle materials




















Including Life Skills enriches readers by offering practical wisdom for navigating real-world challenges, fostering holistic knowledge.

It provides a delightful blend of entertainment and cognitive stimulation, enhancing the learning experience.

# 29 Yoga for Good health

### Warm Up

Let's be more creative and DIY, Do-It-Yourself Your Objectives Guidelines and Assessment. Yoga is a branch of religious and spiritual traditions, which are derived from the ancient Indian practice of Hinduism.



Butterfly Pose



Cow Pose



Tree Pose



Cobra Pose



Dog Pose



Lotus Pose

Practice the following yoga poses for children:

1. Helps with self-control
2. Reduces stress and anxiety
3. Improves focus and attention span
4. Trains fine and gross motor skills
5. Builds strength and flexibility

This book addresses the essential aspects of personal safety, helping readers stay aware and protected.

# 31 Magic Tricks

### The Disappearing Coin




Step 1




Step 2



Step 3



Step 4



Step 5

### How to do it:

- Step 1 Hold a coin in your hand—palm facing sky, between your fingers.
- Step 2 Now, pretend to drop the coin with your other hand. In reality, only release your fingers, so the coin remain between your pinky finger and ring finger. Ensure that your audience's eyes follow the hand they believe you have a coin.
- Step 3 With your other hand, motion like you are dropping the coin—keep your palm facing your chest.
- Step 4 Blow on your pretending hand for the dramatic effect and open it to amaze your audience with an empty hand.
- Step 5 Take out your hand holding the coin to end the magic trick.

# 32 Good touch-bad touch

### Smart ways to Keep Yourself Safe.

**1. BODY**  
You are the boss of your body.

**2. PRIVATE BODY PARTS**  
The parts covered by your underclothes are your private body parts.

**3. GIFTS**  
Sometimes people try and trick you by giving you gifts sweets or money to break the touching rules. Refuse to do what they ask you to do and don't take gifts they give you.

**4. HUGS**  
Hugs and kisses are nice, especially from people you like. But if they make you feel scared, confused or uncomfortable, make sure you tell your parents.

**5. SECRETS**  
Secrets about touching are not okay. Always tell your trusted adult if someone touches you in a way that makes you uncomfortable.

**6. NO**  
Say no if you don't want to be touched, hugged or kissed.

**8. TELL**  
If the person you tell doesn't help you then tell someone else. And keep on telling till you get the help you need.

**7. SHOUT AND GET AWAY**  
Shout and get away! When someone is trying to touch you in a way which makes you uncomfortable.

**9. IT IS NEVER YOUR FAULT**  
Always remember, it is never your fault when someone breaks the touching rules.

# Content

## Unit 1:

### NATURAL HABITAT 7

- 1. Leafy Greens 7
- 2. Into the Wild 8
- 3. Endangered Animals 9
- 4. The Plant World 10
- 5. Bird Watch 12
- 6. Animal Homes 13
- Life Skills I: Pets for All 14*
- Reasoning I: Visual Puzzle 15*

## Unit 2:

### INDIA OUR PRIDE 16

- 7. Festivals and Places of Worship 16
- 8. Great Indian Leaders 17
- 9. States and Capitals 18
- 10. Dances of India 20
- Quiz Master-1 21*
- Life skills II : My Country India 22*
- Reasoning II: Pattern Completion 23*

## Unit 3:

### LANGUAGES AND LITERATURE 24

- 11. Characters in stories 24
- 12. Compound Words 25
- 13. Story Time 26
- 14. Collective Nouns 28
- 15. Action Time 29
- Life Skills-III Kind Words 30*
- Reasoning-III Word Puzzle 31*

## Unit 4:

### THE WORLD OF SCIENCE 32

- 16. The Solar System 32
- 17. First Aid Kit 33
- 18. Human Body - The Super Machine 34

- 19. Light and Dark 36
- Quiz Master-2 37*
- Life Skills-IV Safe or Not 38*
- Reasoning-IV Code – Uncode 39*

## Unit 5:

### THE WORLD AROUND US 40

- 20. World Superlatives 40
- 21. People Around Us 42
- 22. Transport on Wheels 44
- Life Skills-V Save the Earth 45*
- Reasoning V 46*

## Unit 6:

### SPORTS AND FITNESS 47

- 23. Sports Equipments 47
- 24. Sporting Arenas 48
- 25. Sports Word Scramble 50
- 26. Learning Carrom 51
- 27. Yoga for Good health 52
- Quiz Master-3 53*
- Life Skills-VI Chess Manners 54*
- Reasoning VI: Odd One Out 55*


## Unit 7:

### MIXED BAG 56

- 28. Musical Maestros 56
- 29. Months and Days 57
- 30. Let's Draw Together 58
- 31. Magic Tricks 59
- 32. Good touch-bad touch 60
- Model Test Paper-I 61*
- Model Test Paper-II 63*



*Answer key and Digital Resources can be accessed by scanning this QR Code.*



# Leafy Greens



A leaf is a part of a plant attached to the stem. It collects sunlight to prepare food for the whole plant. Leaves come in a variety of shapes and sizes.

## Reflect

Why should we not pluck flowers and leaves of the plants?

## Test Your Ability

Match the leaves to their names.

### Column I

1.



2.



3.



4.



5.



6.



### Column II

Neem

Mint

Banana

Peepal

Mango

Coriander

## Fact Bytes

Not all leaves are green, some leaves like that of coleus are multicoloured.



# 2

# Into the Wild



There are many animals around us. Some are big, others are small. Animals also live in different places.

## Group of Animals

Animals in a group together are often called by a different name. Let us learn by naming some of these animal groups.



## Do It Yourself

Make a list of 5 different animal groups and share it with your friends.



## Fact Bytes

A group of tigers is called a streak or an ambush.

### Clue Box

- |        |       |         |
|--------|-------|---------|
| School | Flock | Herd    |
| Troop  | Pride | Clowder |
| Band   | Pack  |         |

# 3

# Endangered Animals



Friends, do you know who are endangered animals? Okay! I will tell you about them. Endangered animals are animals who are facing a very high risk of extinction in the wild.

## Test Your Ability

Match the endangered animals with their names:

1



Turtle

4



Polar Bear

2



Tiger

5



Black Rhinoceros

3



Chimpanzee


6



Giant Panda

## Fact Bytes

The Dreadnoughtus was the largest land animal that ever lived.



## 4

# The Plant World



## Warm Up

Let's learn some amazing plant facts!  
We human beings use more than 2000 different types of plants to create various delicious food items in our meals.



Bamboo is an extremely rapid growing plant. In fact, some bamboo varieties can grow almost a metre (about 3.2 feet) in a single day.



Apple's volume consists of 25% air due to which it floats on water.



A cucumber is not a vegetable. It is a fruit as it has seeds.



Many plants are carnivores like the Venus Flytrap and eat tiny little insects and spiders to gain useful nutrients.



Bananas contain a natural chemical that makes people feel happy.



Strawberry is the only fruit that has seeds on the outside. It has about an average of 200 seeds.



Elephant grass found in Africa is named so because it can grow up to 4.5 metres, which is high enough to hide an elephant in it.

## Test Your Ability

Fill in the blanks to learn more about the plant world:

1. Plants are of different shapes and ..... . (sizes / legs)
2. Big plants with strong woody stems are called ..... (herbs / trees)
3. Plants that have weak stems grow along the ground. They are called ..... (climbers / creepers)
4. The ..... (root / stem) carries water to all parts of the plant.



Birds are the only animals that can fly. Some birds fly short distances, others long and still others, very long distances.

Look at the sky, you may be able to spot a few birds. Many different kinds of birds exist in our environment. Let us read about a few of them.


1

**Ostrich** eyes are the largest of any animal that lives on land, allowing them to see across vast areas. They have three stomachs and have the ability to live without water for several days.



2

**Humming birds** are the second largest family of birds. It is the only bird that can fly backward. They can't hop or walk because they have small and weak legs and have no sense of smell.



3

**Flamingos** lay only one egg in a year. They stand on one leg to save energy and it takes around three years for them to get their pink and red feathers. They live in and around water.




4

**Woodpecker** makes the tapping sounds called drumming, which actually contain messages for fellow birds. Woodpeckers rely on holes in tree trunks for shelter. If there are no trees available, they peck holes in whatever they can, including telephone poles, termite mounds, cacti, or even hillsides.



## Fact Bytes

Birds don't have teeth, they swallow their food as a whole.



# Animal Homes



Animal also need a home to protect them from heat, cold and rain. They need to protect themselves from predators (bigger animals who eat smaller animals).

## Test Your Ability

Given below are some animal homes. Identify them and find their name in the word search.



|   |   |   |   |   |   |   |   |   |   |
|---|---|---|---|---|---|---|---|---|---|
| V | I | B | G | F | P | G | X | C | N |
| C | A | S | T | A | P | H | E | J | A |
| B | H | J | G | L | J | Y | T | D | Z |
| E | B | J | C | K | E | N | N | E | L |
| E | U | L | O | T | O | S | S | P | A |
| H | R | J | O | M | Z | H | T | C | W |
| I | R | I | P | W | D | E | A | A | P |
| V | O | K | W | H | T | D | B | A | K |
| E | W | Y | H | L | Q | Q | L | F | S |
| C | D | E | N | H | C | C | E | T | F |




# Life Skills I: Pets for All

Do you or any of your friends and family have pets at home? Keeping pets at home is a huge responsibility. We need to take care of them.

Given below are some pictures and clue words. Discuss in class the different ways in which we can take care of our pets.

Feed, clean, food and water  
Regular visits to the vet

Play and exercise  
Bathe and groom regularly



# Reasoning I: Visual Puzzle



Oh wow! Look at this amazing animal. But wait! This is not one animal – these are so many animals. Look carefully and name all the animals that you can see.




\_\_\_\_\_

\_\_\_\_\_



\_\_\_\_\_

\_\_\_\_\_



\_\_\_\_\_

\_\_\_\_\_

